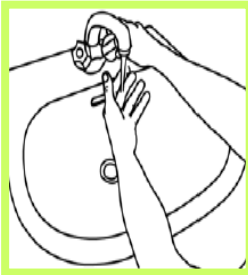


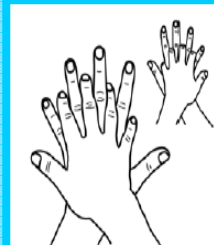
HAND HYGIENE - For Safe, Clean Care



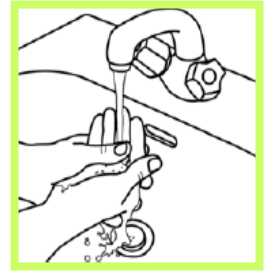
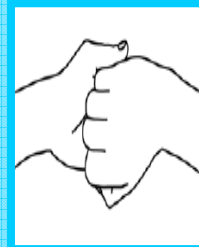
Produced by the Infection Control Team of NHS Calderdale



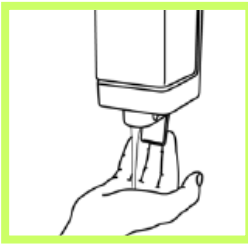
1 Wet hands under warm running water



3. Wash ALL surfaces of the hands and also include the wrists



4 Rinse thoroughly



2 Apply 1 shot of soap

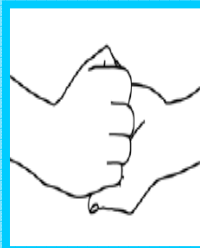


5 Dry (all of these steps should take 40-60 seconds)

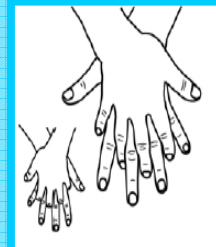
5 Dry (all of these steps should take 40-60 seconds)



4 Rinse thoroughly



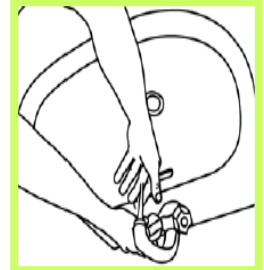
3 Wash ALL surfaces of the hands and also include the wrists



2 Apply 1 shot of soap



1 Wet hands under warm running water



Produced by the Infection Control Team of NHS Calderdale

HAND HYGIENE - For Safe, Clean Care

