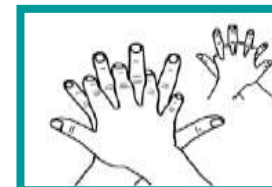
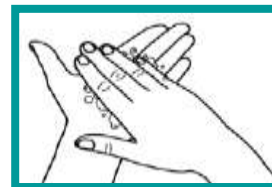


# ESSENTIAL STEPS: Enteral feeding PROMPTS FOR ASSESSORS

Intervention	Criteria required	Standard not achieved if
Preventing the spread of infection  <b>Refer to Preventing the spread of infection prompt</b>	Hand hygiene - Suitable method and six step technique used.	Hands not washed using six step technique. Or wearing: nail varnish, false nails, wrist watch, wrist/ hand jewellery (except plain wedding band). Or having long nails.
	Personal Protective Equipment used as appropriate for the procedure (see risk assessment).	PPE not worn as required by procedure
	Asepsis (see below)	See below
Preparation and storage of feeds	Feed is stored correctly as per manufactures instructions ( <b>check</b> )	Inappropriate storage not addressed.
	Preparation of clean plastic tray – wash in hot soapy water and dry with clean cloth	Tray not cleaned before preparation of feed
	Preparation carried out in a clean area away from raw foods such as meat, fish, eggs, vegetables. This may be carried out by the carer/patient	Preparation carried out in an inappropriate area <b>or</b> concerns re: self care not addressed with patient or carer
	Check expiry date and any signs of damage to the container.	Expiry date and condition of feed not checked
Administration of feeds	Aseptic non-touch technique should be used to connect the <b>feed container</b> to the <b>giving set</b> Administration sets and feed containers are single use	Level of asepsis is not maintained/ breaks in asepsis not addressed.
	The feed is given over a period appropriate to the feed type: Ready to use = 24 hours maximum hang time Reconstituted = 4 hours maximum hang time	Feed not administered appropriately.
Care of insertion site and feeding tube	The stoma / site should be cleaned daily with water & thoroughly dried. This may be carried out by the carer/patient	The site is not cleaned. Concerns re: self care not addressed with patient or carer
	The tube should be flushed with fresh tap water (sterile or fresh boiled & cooled if client is immunosuppressed) before and after feeding or administering drugs	Incorrect solution used to flush tube

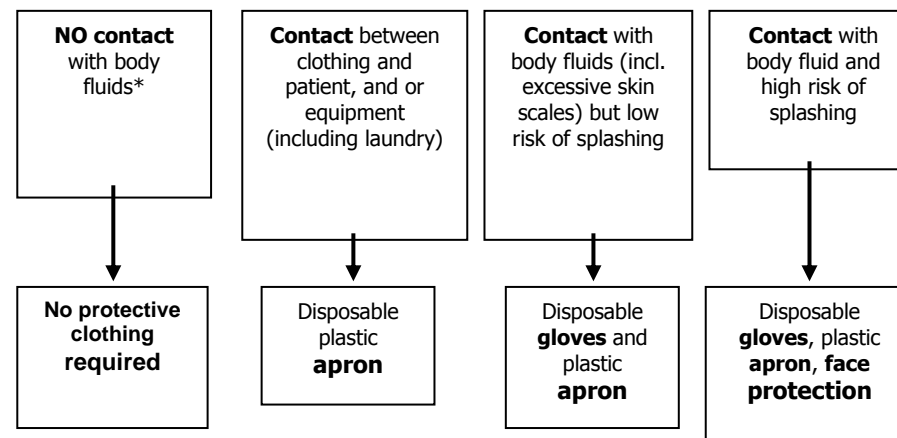
## Suggested hand washing and alcohol hand rub technique



Wash/rub all surfaces of the hands -  
If using soap & water remember to wet hands first before applying the soap.  
Alcohol hand rub should only be used on visibly clean hands.



## Risk assessment for the use of PPE



\*NB the term **body fluids** includes wounds

## Risk assessment for asepsis

Aseptic technique to be used instead of a clean technique if the client falls into any of the following categories:  
**Immunocompromised / Diabetic / Chronic disease / Frail clients / Clients in poor nutritional state**