

DAILY FLUID BALANCE CHART




Date _____

Resident Name..... Room No.....

Time	Fluid Input		Fluid Output	
	Type	Volume	Type	Volume
07:45	Milk	250ml	Urine	150mls
TOTAL	INPUT		OUTPUT	

DAILY STOOL CHART

DATE:	<i>Consistency Bristol stool chart 1-7</i>	Quantity	Blood	Mucus	Odour & colour	Initial
Time						
10:50	7	large	X	✓	Offensive green	AS
14:00	3	Normal	X	X	None	GB

Type 1		Separate hard lumps, like nuts (difficult to pass)
Type 2		Sausage-shaped but lumpy
Type 3		Like a sausage or snake but with cracks on its surface
Type 4		Like a sausage or snake, smooth and soft
Type 5		Soft blobs with clear-cut edges (passed easily)
Type 6		Fluffy pieces with ragged edges, a mushy stool
Type 7		Watery, no solid pieces (entirely liquid)

Diarrhoea definition: 3 episodes of Type 6 or 7 stool in a 24 hour period. Type 5 may also be significant in C.Diff infection. Consider stool specimens for residents with unexplained diarrhoea to identify or exclude an infectious cause